



Techniques de découpe et de pliage du carton




1. Découpe franche



Usage : pour séparer deux morceaux de carton.



2. Incision légère (rainurage)




Usage : pour créer des pliures précises angle droit


Arrondir proprement des formes en carton



Incision légère



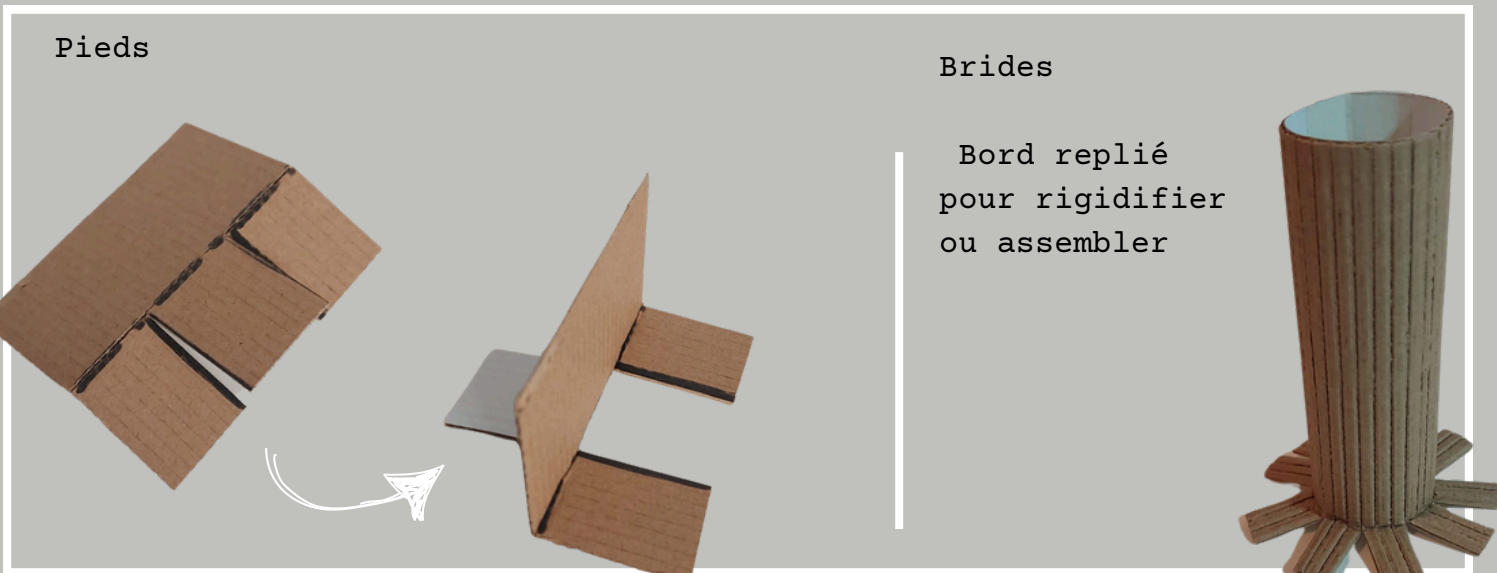


Ouvrir l'incision




Usage : pour créer des pliures précises angle arrondi.

Technique d'assemblage en carton


Sans scotch ni colle



Pattes ou languettes




Renfort par tiges




Avec scotch & ou colle

Renfort d'angle



Empilement



Renfort en triangle

